

SAWING TECHNOLOGY . MILLING TECHNOLOGY  
RAIL TECHNOLOGY . TOOL TECHNOLOGY

---



**LINSINGER**

INNOVATION, TECHNOLOGY AND  
HIGHEST PRODUCTIVITY

[WWW.LINSINGER.COM](http://WWW.LINSINGER.COM)

SAWING TECHNOLOGY . MILLING TECHNOLOGY  
RAIL TECHNOLOGY . TOOL TECHNOLOGY

---

## CONTENTS

### SAWING TECHNOLOGY

<b>VERTICAL CIRCULAR SAW KSA</b> for billets, tubes and profiles made from steel	<b>08</b>
<b>INCLINED BED CIRCULAR SAW KSS</b> for billets and tubes made from steel	<b>09</b>
<b>CIRCULAR SAW KSA L</b> for tubes in layers	<b>10</b>
<b>CIRCULAR SAW KSA CU</b> for sawing copper slab ingots and copper billets	<b>11</b>
<b>TUBE CUT-OFF MACHINE RTM</b> for longitudinal welded or seamless pipes	<b>12</b>
<b>MULTICUT TUBE CUT-OFF MACHINE</b> for cutting pipes in ERW extrusion lines and seamless extrusion lines	<b>13</b>

### MILLING TECHNOLOGY

<b>STRIP EDGE MILLING MACHINE BFMK</b> for spiral tube lines	<b>16</b>
<b>STRIP EDGE MILLING MACHINE BFMK</b> for longitudinal tube lines	<b>17</b>
<b>PLATE EDGE MILLING MACHINE PFM</b> for shipyards	<b>18</b>
<b>PLATE EDGE MILLING MACHINE PFM</b> for wind tower columns and vessels	<b>19</b>
<b>PLATE EDGE MILLING MACHINE PFM LL</b> for large pipes, simultaneous preparation of welded edges on both longitudinal sides	<b>20</b>
<b>PIPE BEVELLING MACHINE RFM</b> for large pipes, API welding bevel at both pipe ends	<b>21</b>
<b>SPECIAL MILLING EQUIPMENT</b> for the tube industry	<b>22</b>
<b>SPECIAL MILLING EQUIPMENT</b> for shipyards	<b>23</b>

### RAIL TECHNOLOGY

<b>RAIL MILLING AND GRINDING</b> The technology	<b>26</b>
<b>MOBILE SOLUTIONS</b> the Linsinger fleet	<b>28</b>
<b>STATIONARY SOLUTIONS</b> Stationary rail head milling line SKF for reprofiling rail heads	<b>29</b>
<b>STATIONARY SOLUTIONS</b> Rail sawing & drilling system LSB	<b>30</b>
<b>THE COMPLETE SOLUTION - RAIL WELDING AND REPAIR WORKS</b> for new and used rails	<b>31</b>

### TOOL TECHNOLOGY

<b>TOOLS</b> Designed to optimize LINSINGER machines	<b>34</b>
<b>SPARE PARTS SERVICE, CUSTOMER SERVICE AND MAINTENANCE</b>	<b>35</b>



## LINSINGER

LINSINGER has a tradition of more than 80 years as a global leader for milling and sawing technology. We stand for enduring quality and outstanding productivity. Years of experience, competent employees and latest technologies permit us, together with our customers, to achieve excellent results.

It is our aim to maintain our technological edge and in the market. We listen to customers and offer perfect products and services in order to support the successful operations of more than 400 satisfied clients.

Our basic principles are integrated into company philosophy. Everyone at LINSINGER is prepared to commit themselves fully for the company and its projects. Strong and economic independent growth initiated by the company itself ensures that responsible decisions shape our personality. Here our close proximity to our customers through international experts provides optimum support. Our high standards regarding insourcing also facilitate a huge production depth and secure critical technologies for LINSINGER.

### OUR BASIC PRINCIPLES

COMMITMENT, INDEPENDENCE, GROWTH INITIATED BY THE COMPANY ITSELF,  
PERSONAL CONSULTATION, INSOURCING



## TECHNOLOGY

LINSINGER stands for over 80 years of mechanical engineering. Passion, hard work, personal commitment and dedication have played the primary role in the success of LINSINGER and the satisfaction of our customers. LINSINGER is always at the forefront of developments in order to prepare, along with their customers, the best solution for a task. Therefore, LINSINGER is constantly conducting research and development in order to redefine new limits. Our satisfied customers often confirm this.

With highest design and an eye for details, we support our customers with state-of-the-art design tools for today's projects. In order to develop customer-tailored concepts aligned to the wishes and requirements of our customers, an active partnership is very important to us. Our branch know-how facilitates the achievement of continuous development on our products and processes.

With innovation and precision, we develop and manufacture highly complex components and assemblies - everything from a single source.

### 98% EXPORT QUOTA

98% of the  
in-house  
manufactured  
machines are  
exported worldwide

## ENGINEERING

Our experienced design team supports and customers you with complex tasks. Thanks to our years of experience and the large production depth, we are able to complete complex projects within the shortest possible time, and through the collaboration with our clients, an optimum exchange of information is guaranteed at all times.

## BUSINESS UNITS



### SAWING TECHNOLOGY

---

Sawing lines for the cutting of billets, tubes and profiles made from steel or non-ferrous metals, single or grouped in a layer.



### MILLING TECHNOLOGY

---

Milling equipment for the preparation of welded edge profiles on sheet metal plates as well as steel strips and non-ferrous metals. Highest productivity with maximum precision.



### RAIL TECHNOLOGY

---

Mobile and stationary milling and grinding equipment for reprofiling rail heads. Rail sawing & drilling equipment for processing rails.



### TOOL TECHNOLOGY & SERVICE

---

Exclusive manufacture and optimisation of tools for LINSINGER machines. Global service of the highest quality. Original tooling for increased productivity.



## SAWING TECHNOLOGY

	Spiral tube mills	Longitudinal seam tube mills ERW	Large tube mills SAW, RB (E)	Cold-drawn tubes	Seamless tube mills	Forge mills	Railway wheel production	Rail production	Rail maintenance	Wind tower and tank prefabrication	Automotive industry	Ship industry	Non-ferrous smelters
	Tube mills					Forge mills		Rail processing					
<b>VERTICAL CIRCULAR SAW KSA</b> for steel billets, tubes and profiles					●	●		●	●		●		
<b>INCLINED BED CIRCULAR SAW KSS</b> for steel billets and tubes					●	●	●				●		
<b>CIRCULAR SAW KSA L</b> for tube layers				●	●								
<b>CIRCULAR SAW KSA CU</b> for copper slab ingots and copper billets													●
<b>MULTICUT TUBE CUT-OFF MACHINE</b> for cutting pipes in ERW and seamless extrusion lines		●		●	●								
<b>TUBE CUT-OFF MACHINE RTM</b> for longitudinal welded or seamless pipes		●		●	●								
<b>RAIL SAWING AND DRILLING LSB</b> for sawing and drilling of rails								●	●				

VERTICAL CIRCULAR SAW KSA . INCLINED BED CIRCULAR SAW KSS  
CIRCULAR SAW KSA L . CIRCULAR SAW KSA CU  
TUBE CUT-OFF MACHINE RTM . MULTICUT TUBE CUT-OFF MACHINE



## SAWING TECHNOLOGY

---

LINSINGER offers added value for increased quality and productivity in your production process. LINSINGER sawing lines for cutting solid material, tubes and profiles made from steel or non-ferrous metals in single and layer cut are manufactured exactly to customer requirements for worldwide deployment.



## VERTICAL CIRCULAR SAW KSA

### FOR STEEL BILLETS, TUBES AND PROFILES

#### APPLICATIONS

Forge mills, steelworks, tube mills, automotive suppliers industry, cutting workshops

#### FEATURES

- Designed for 3-shift operation
- Smooth cut surfaces without cracks or burrs
- No hardening or structural changes to the cutting surfaces through the cold cutting process
- Dry cutting – no emissions
- Designed especially for exclusive LINCUT® and brazed saw blades
- Available for small material diameters, also in a double cut version

**CUTTING TIME  
< 60 SECONDS**

KSA 1010,  
solid material Ck45,  
Ø 330 mm

TYPE	MAX. MAT. Ø	MAX. MAT. $\square$
KSA 500	160 mm	150 mm
KSA 710	200 mm	180 mm
KSA 800	270 mm	250 mm
◀ KSA 1010	350 mm	300 mm
KSA 1250	450 mm	400 mm
KSA 1400	500 mm	450 mm
KSA 1600	600 mm	550 mm
KSA 1900	700 mm	650 mm
KSA 2400	850 mm	800 mm
KSA 3000	1,060 mm	970 mm





## INCLINED BED CIRCULAR SAW KSS FOR STEEL BILLETS AND TUBES

### APPLICATIONS

Forge mills, railway wheel production, railway axle production, tube mills, steelworks, automotive supplier industry, cutting workshops

### FEATURES

- This machine combines the advantages of both horizontal and vertical saws
- Secure clamping even of bent billets through unique three-point clamping system
- Designed especially for exclusive LINCUT® and brazed saw blades
- Designed for three-shift operation
- Optimum downward chip flow

### COST SAVINGS PER CUT USING LINCUT® >50%

KSS 1250,  
solid material Ck45,  
Ø 380 mm

TYPE	MAX. MAT. Ø
KSS 630	180 mm
KSS 800	270 mm
KSS 1010	350 mm
◀ KSS 1250	450 mm
KSS 1400	500 mm
KSS 1600	600 mm
KSS 1900	700 mm
KSS 2400	850 mm
KSS 3000	1,060 mm



## CIRCULAR SAW KSA L FOR TUBES IN LAYERS

### APPLICATIONS

Precision or seamless pipe mills

### FEATURES

- Low-burr cut ready for sale
- Very short cutting times per tube
- Stress- and crack-free cutting surface
- Low tooling costs
- Suitable for ground and peeled billets
- Designed especially for exclusive LINCUT® and brazed saw blades

**CUTTING TIME  
10 SECONDS  
PER TUBE**

KSA 1600 L,  
5 pcs., Ø 210 x  
8.9 mm, St 52

### TYPE

KSA 800 L  
KSA 1010 L  
KSA 1250 L  
KSA 1400 L  
KSA 1600 L  
KSA 1900 L

### MAX. LAYER WIDTH

400 mm  
650 mm  
850 mm  
850 mm  
1,050 mm  
1,280 mm



**CUTTING TIME:  
1.6 MIN.**

1,250 x 260 mm  
DHP-Cu

## CIRCULAR SAW KSA CU

FOR SAWING COPPER SLAB INGOTS AND COPPER BILLETS



**FOR SAWING SLAB INGOTS MADE  
FROM NON-FERROUS METAL**

### APPLICATIONS

Non-ferrous smelters

### FEATURES

- Especially suitable for large slab ingot cross sections
- No jamming of saw blade due to centric cut-in
- Shortest cutting distances due to vertical construction
- Designed for 3-shift operation
- Uncontaminated, recyclable chips



**FOR SAWING BILLETS MADE FROM  
NON-FERROUS METALS**

### APPLICATIONS

Non-ferrous smelters


### FEATURES

- Designed for 3-shift operation
- Smooth cut surfaces without cracks
- Dry cut - no emissions during sawing process
- Sorted, recyclable chips

TYPE	MAX. WORKPIECE
KSA 1250 Cu	Ø 420 mm 850 x 200 mm
KSA 1600 Cu	Ø 550 mm 1,250 x 250 mm
PSA 1600 Cu	1,300 x 300 mm

TYPE	MAX. WORKPIECE Ø
KSA 710 Cu	230 mm
KSA 1010 Cu	350 mm
KSS 1250 Cu	450 mm





## TUBE CUT-OFF MACHINE RTM

FOR LONGITUDINAL WELDED OR SEAMLESS TUBES



### APPLICATIONS

Seamless tube mills, socket pipe production

### FEATURES

- Exact angularity through precision cut-off
- Clean cut surfaces
- Low-burr cut
- No chips in tube
- Narrow cutting width
- Quick and easy tool change through carbide cutting tips

**~45% OF THE  
TOOLING COSTS IN  
COMPARISON TO A  
CIRCULAR SAW**

working time: 24 s,  
Ø 406 x 10.3 mm



## MULTICUT TUBE CUT-OFF MACHINE

FOR TUBES IN ERW LINES AND SEAMLESS LINES



### FLYING MULTICUT

#### APPLICATIONS

Longitudinal seam tube mills ERW

#### FEATURES

- Short cutting times for maximum line speeds
- Low-burr cut ready for sale
- Lowest possible tooling costs due to inexpensive saw blades
- High availability due to failure strategy (cutting with 2 units possible)
- Dry or wet cutting possible
- Suitable for circular, square and rectangular profiles



### STATIONARY MULTICUT

#### APPLICATIONS

Seamless tube mills, socket pipe production, tube cutting

#### FEATURES

- Tube dimension changes possible without retooling
- Suitable for circular, square and rectangular profiles
- Automatic tool change for uninterrupted production
- Low-burr cut ready for sale
- High availability due to failure strategy (cutting with 2 units possible)
- Automatic robot cut removal
- Tool change 30 seconds per saw blade



MILLING TECHNOLOGY

	Spiral tube mills	Longitudinal seam tube mills ERW	Large tube mills SAW, RB (E)	Cold-drawn tubes	Seamless tube mills	Forge mills	Railway wheel production	Rail production	Rail maintenance	Wind tower and tank prefabrication	Automotive industry	Ship industry	Non-ferrous smelters
	Tube mills					Forge mills		Rail processing					
STRIP EDGE MILLING MACHINE BFMK	●	●											
PLATE MILLING MACHINE PFM			●							●		●	
PIPE END BEVELLING MACHINE RFM	●	●	●	●									
SPECIAL MILLING MACHINES Strip cross cutting machine SCCM Plate cross cutting machine PCCM Ball tank segments milling machine Submarine hatch milling machine Longitudinal seam milling machine Round seam milling machine	●	●	●							●		●	

STRIP EDGE MILLING MACHINE BFMK FOR SPIRAL TUBES  
STRIP EDGE MILLING MACHINE BFMK FOR LONGITUDINAL SEAM TUBES  
PLATE EDGE MILLING MACHINE PFM FOR SHIPYARDS  
PLATE EDGE MILLING MACHINE PFM FOR TANKS AND WIND TOWER PREFABRICATION  
PLATE EDGE MILLING MACHINE PFM FOR LARGE TUBE  
PIPE BEVELLING MACHINE RFM . SPECIAL MILLING MACHINES



## MILLING TECHNOLOGY

---

One of the most important business units at LINSINGER is Milling Technology - this has been the core competence of the company for decades. The tried and tested vertical copying peripheral milling technology by LINSINGER is used in plate milling machines for a wide range of applications, such as tank and windtower prefabrication, strip edge milling for the tube industry, and stationary or mobile rail milling.





## STRIP EDGE MILLING MACHINE BFMK FOR SPIRAL TUBE LINES

### APPLICATIONS

For perfect weld seam preparation in spiral tube lines with and without tack welding

### FEATURES

- Milling unit with vertical copying and profile milling tools for accurate plate edge profiles
- Material savings through less oversize
- High line speeds possible during tack welding due to double milling units
- Small chips which are easy to handle



### HIGH LINE SPEEDS

ideal for tack welding  
through double  
milling units

### WORK AREA

Strip thickness	up to 28 mm
Line speed	up to 12 m/min
Materials	X52, N80, P110 and higher strengths





## STRIP EDGE MILLING MACHINE BFMK FOR LONGITUDINAL TUBE LINES ERW

### APPLICATIONS

Longitudinal extrusion lines ERW

### FEATURES

- Maximum-accuracy weld seam preparation
- Vertical and transverse-copying milling units with profile processing
- High cutting performance with low tooling costs
- N and V profiles or profile milling tools possible
- No additional deburring required

### WORK AREA

Strip width	up to 2,200 mm
Strip thickness	up to 25 mm
Line speed	up to 80 m/min
Materials	X52, N80, P110 and higher strengths

**PAYBACK  
< 1 YEAR**

line speed  
up to 80 m/min.





LINSINGER  
**TOOL  
TECHNOLOGY**

APPROVED

## PLATE EDGE MILLING MACHINE PFM FOR SHIPYARDS

For the preparation of welded edge profiles on all sides

### APPLICATIONS

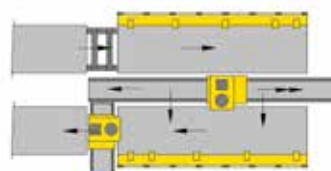
Ship industry, shipyards

### FEATURES

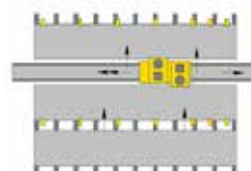
- Maximum accuracy weld seam preparation
- Vertical copying milling units with weld profile milling tools
- Transverse transport between the two clamping tables enables edge preparation crane manipulation

### INCREASED QUALITY

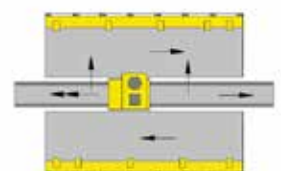
through high-precision  
plate tolerances



Type PFM DT LQ



Type PFM DT I



Type PFM DT II





LINSINGER  
**TOOL  
TECHNOLOGY**

APPROVED

## PLATE EDGE MILLING MACHINE PFM FOR WIND TOWER COLUMNS AND VESSELS

Developed for rectangular, trapezoidal and conical plates

### APPLICATIONS

Wind tower columns, vessel prefabrication

### FEATURES

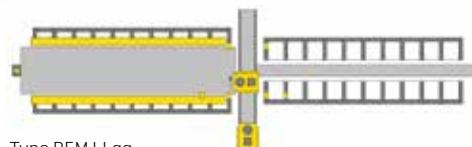
- Short processing time due to high productivity milling technology
- High accessibility
- Wide-ranging configuration diversity for every customer application

**TRAPEZOIDAL  
AND CONICAL  
PLATES POSSIBLE**

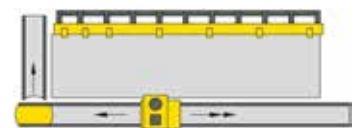
wide-ranging  
type diversity



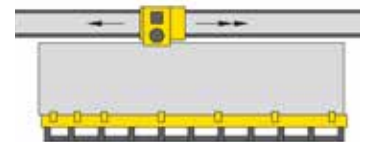
Type PFM LqLq



Type PFM LLq



Type PFM Lq



Type PFM L



## PLATE EDGE MILLING MACHINE PFM LL FOR LARGE PIPES, SIMULTANEOUS PREPARATION OF WELDED EDGES ON BOTH LONGITUDINAL SIDES



### APPLICATIONS

Large tube mills


### FEATURES

- High productivity through simultaneous milling on both longitudinal sides
- Weld seam preparation with maximum accuracy
- Vertical copying milling units with profile milling tools

### INCREASED OUTPUT

through precise weld  
seam preparation

### EXAMPLES OF POSSIBLE DGE FORMS FOR PLATE EDGE MILLING MACHINES PFM LL







# PIPE BEVELLING MACHINE RFM FOR LARGE PIPES, API WELDING BEVEL ON BOTH PIPE ENDS

## APPLICATIONS

Large tube mills, spiral tube lines

## FEATURES

- Exact pipe length
- Only one user required for bevelling both ends simultaneously
- Inner copying tools
- Low-burr bevelling
- Simple, low cost bevel geometry change-over

## BACKLASH-FREE DRIVE TECHNOLOGY

for high-precision  
bevel processing

## WORK AREA

Tube	Ø 16" - 120" (406 - 3048)
Wall thickness	6.4 - 50.8 mm
Tube length	6 - 24 m
Material	API quality 5L B, X80 Grande,...

## SPECIAL MILLING EQUIPMENT FOR THE TUBE INDUSTRY



### STRIP CROSS CUTTING LINE FOR CUTTING OF LEADING AND TRAILING SIDE OF COIL ENDS AND CROSS WELD SEAM PREPARATION FOR CONNECTION OF THE COILS

#### FEATURES

- No shearing nose
- Accurate, clean, low-burr cut
- No structural changes
- N, Y, X profiles possible
- Use of the exclusive LINCUT® disc milling tool
- High economic viability due to the replaceable carbide cutting tips



#### SINGLE PASS

for cutting and weld  
seam preparation



### PLATE CROSS CUTTING LINE PCCM FOR CUTTING LEADING AND TRAILING PLATE ENDS

#### FEATURES

- No shearing nose
- Accurate, clean, low-burr cut
- No structural changes
- N, Y, X profiles possible
- Maximum service life due to coated carbide tips
- Less production downtime due to long tool life



#### HIGH ECONOMIC VIABILITY

cutting and milling of  
N, Y, X profiles  
possible in  
a single pass

## SPECIAL MILLING EQUIPMENT FOR SHIPYARDS



### BALL TANK SEGMENTS MILLING MACHINE FOR MILLING BALL SEGMENTS OF LNG TANKS

#### FEATURES

- Precision milling through one-time clamping on the rotating machining table
- Consistent weld edge profile across the entire plate edge through 3D copying milling unit
- Milling unit with profile milling tools can be used
- Accurate milling of pre-bent ball tank segments

#### CONSISTENT PROFILE

through 3D copying  
milling unit



### SUBMARINE HATCH MILLING LINES FOR MOBILE 5-AXIS PROCESSING OF SUBMARINE HATCH MILLING LINES

#### FEATURES

- Mobile and flexible: milling on shop floors or directly on submarine bodies
- A range of tool heads permit machining options (turning, milling, boring, flame cutting, measuring)
- Quick-change mechanism for the replacement of tool heads

#### 5-AXIS PROCESSING

drilling, milling,  
boring, flame cutting,  
measuring



RAIL  
TECHNOLOGY

	Spiral tube mills	Longitudinal seam tube mills ERW	Large tube mills SAW, RB (E)	Cold-drawn tubes	Seamless tube mills	Forge mills	Railway wheel production	Rail production	Rail maintenance	Wind tower and tank prefabrication	Automotive industry	Ship industry	Non-ferrous smelters
	Tube mills					Forge mills		Rail processing					
RAIL MILLING TRAINS									●				
RAIL-ROAD TRUCKS									●				
STATIONARY RAIL HEAD MILLING LINE SKF									●				
RAIL WELDING AND REPAIR MILLS								●	●				

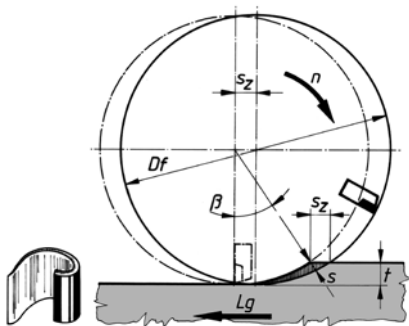




## RAIL TECHNOLOGY

---

All rail surfaces are subjected to unceasing wear. To increase rail safety and service life, and to lower operating costs, rails have to be regularly maintained. In order to reduce operational disruption, LINSINGER has developed mobile rail milling machines that process rail heads on-site, without dismantling them. All LINSINGER rail milling machines can be applied to mainline railways, suburban trains, underground trains, trams and private railways as well as for line rails, switches, road crossings and tunnels.



Peripheral milling of the rail head

## LINSINGER RAIL MILLING AND GRINDING TECHNOLOGY

LINSINGER rail milling technology is universally suitable for use on mainline railways, suburban trains, underground trains, trams and private railways as well as for line rails, switches, road crossings and tunnels

### MACHINING PROCESS

Peripheral milling of the rail head combined with surface finishing

### RAIL MILLING TECHNOLOGY

for a perfect rail surface



**MG31** High-speed rail processing on mainline railways



Milling unit with downstream peripheral grinding unit for maximum surface

# LINSINGER RAIL MILLING AND GRINDING TECHNOLOGY

## APPLICATIONS

Single pass reprofiling of the rail head

- Plain turnout processing of both tracks and turnouts (switches)
- New rail profiling
- Preventative maintenance and repairs
- Noise reduction in sensitive areas
- Gauge correction
- High-speed refurbishment
- Removal of rail head defects in the transverse and longitudinal profiles
- Improvement of running smoothness and wear minimization
- Rail profile change-over

## FEATURES

- Complete processing in a single pass
- Individual material removal from 0.1 to 5 mm
- Environmentally-friendly procedure, no pollution through chips or grinding dust
- No flying sparks - no risk of fire
- Can be used in sensitive areas
- Dry machining, no water required
- No removal of track switching equipment required
- Can be used all year round
- High precision
- Material friendly process
- Chips can be reused as raw materials



**PRODUCTIVE HIGH PERFORMANCE** The rail-road truck is a multi-talent amongst rail milling machines. This ingenious hybrid design permits easy transfer of the machine from and onto the track. Ideal for small construction lots, as well as for underground, subway and tram railway networks.

MOBILE SOLUTIONS  
THE LINSINGER FLEET

LENGTH (m)

5	10	15	20	25	30	35	40	45	50
									
<b>MG31</b> The fastest rail milling train in the world									
									
<b>SF06-FFS PLUS</b> Developed for maximum performance									
									
<b>SF03-FFS</b> Universal usage, equipped for all challenges									
									
<b>SF02T-FS</b> Featuring low axle loads									
									
<b>SF02-TRUCK</b> Maximum flexibility and mobility									
									
<b>MG11</b> Designed especially for small track gauges									



Perfect rail head reprofiling with LINSINGER rail milling technology.



## STATIONARY SOLUTIONS




### STATIONARY RAIL HEAD MILLING MACHINE SKF FOR STATIONARY RAIL HEAD REPROFILING

For centralised rail heads processing  
Stationary rail head milling line.

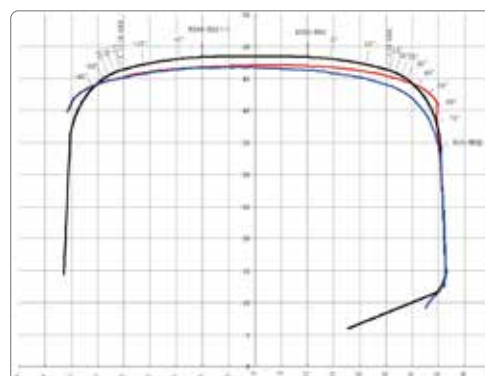
#### APPLICATIONS

- Welding and repair works in 3-shift operation
- Rail manufacturing



#### ECONOMICALLY VIALE PROCESSING

redoubling of rail  
life through  
running gauge  
changeover



Transverse profile before  
and after processing

# STATIONARY SOLUTIONS



## RAIL SAWING & DRILLING MACHINE LSB FOR SAWING AND SIMULTANEOUS DRILLING OF RAILS

### APPLICATIONS

Rolling mills, rail welding and switch manufacturing mills

### FEATURES

- Sawing and drilling in a single pass
- Inclined saw design
- Fully automated
- Turnkey solutions

### OPTIONS

- Drilling hole cold pre-stressing for longer life
- Deburring unit
- Testing sample manipulator
- Longitudinal measuring system with temperature compensation

**CYCLE TIME  
30 SECONDS**

one saw cut and  
six drilled holes

TYPE	QTY DRILLS	RAIL HxB MAX
KSA 500 S	0	190 x 160 mm
LSB 800	0	200 x 220 mm
LSB 800/S1	1	200 x 220 mm
LSB 800/S2S	1*	200 x 220 mm
LSB 800/S3	3	200 x 220 mm
LSB 800/S6	6	200 x 220 mm

\* Special design for switch manufacturing mills



## RAIL WELDING AND REPAIR MILLS THE COMPLETE SOLUTION FOR NEW AND USED RAILS

The LINSINGER complete solution for new and used rails is the rail welding and repair mill. Here LINSINGER presents itself as the partner for turnkey solutions, from basic concept, up to completion of work.

### POSSIBLE WORKFLOW FOR USED RAILS

- Preliminary cleaning of rails, preliminary sorting by the customer
- Semi-automatic alignment of the rails
- Reprofilng using milling and grinding tools
- Error detection using ultrasonic inspection and manual marking by the operator
- Removal of previously-marked defects through sawing
- Welding of rail joints, including brushing preparation
- Fully-automatic removal of excess weld bead
- Cutting to length and drilling


### EXAMPLE OF WORKFLOW FOR NEW RAILS

- Welding of rail joints, including brushing preparation
- Fully-automatic removal of excess weld bead
- Cutting to length and drilling

### COMPLETE TURNKEY PACKAGE

conservation of  
material resources  
and environment





## TOOL TECHNOLOGY

[illegible]





## TOOL TECHNOLOGY & SERVICE

---

Customer relationships extend beyond commissioning into full production, and lasts throughout the entire lifetime of the equipment. The high quality standards we place on our sawing and milling machines, as well as on our mobile and stationary solutions in rail milling machines, are reflected in our after sales services. Exclusive tools optimised for LINSINGER machines, productivity consultation and short reaction times are deciding factors.



## SAWING TECHNOLOGY

### BRAZED CARBIDE SAW BLADES

The carbide saw blades manufactured in-house have been optimised for LINSINGER machines

**LINCUT®**

#### LINCUT®

The specially-developed LINCUT® system ensures maximum cutting performance and is ideal for challenging materials.

### EXCLUSIVE TOOLING

optimized for maximum productivity

## MILLING TECHNOLOGY

### MILLING HEADS

Individually developed according to the highest standards, performance criteria and profile shapes

### BEVELLING TOOLS


The robust and strong plate layer facilitates higher cutting performance



## RAIL TECHNOLOGY

### MILLING HEADS

In-house design and manufacture of special milling heads in one clamping position are guarantees for consistent LINSINGER quality and precision.





## SPARE PARTS

Our experienced service team ensures fast and reliable provision of original spare parts, exclusively for LINSINGER machines.

[service@linsinger.com](mailto:service@linsinger.com)

## CUSTOMER SERVICE

The LINSINGER service team provides worldwide remote trouble-shooting and on-site inspection and service.

## REFERENCES



The details, data and drawings etc. contained in all brochures/catalogues of Linsinger are purely of informational nature and these details explicitly cannot be interpreted in order to derive any claims whatsoever against Linsinger.

The details etc. are only binding for Linsinger if they expressly become part of a contract concluded between Linsinger and the Buyer or if they are confirmed in writing by Linsinger in the course of an order confirmation.

ENGLISH . 07.2020



**LINSINGER Maschinenbau Gesellschaft m. b. H.** . Dr. Linsinger Straße 23-24 . A-4662 Steyrermühl  
tel.: +43 (0) 76 13/88 40 . fax: +43 (0) 76 13/88 40-951 . email: [maschinenbau@linsinger.com](mailto:maschinenbau@linsinger.com) . [www.linsinger.com](http://www.linsinger.com)